

The Economics of Providing 401(k) Plans: Services, Fees, and Expenses, 2007

KEY FINDINGS

- **401(k) plans are a complex employee benefit to maintain and administer, and they are subject to an array of rules and regulations.** Employers offering 401(k) plans typically hire service providers to operate these plans, and these providers charge fees for their services.
- **Employers and employees generally share the costs of operating 401(k) plans.** As with any employee benefit, the employer generally determines how the costs will be shared.
- **About half of the \$3.0 trillion in 401(k) assets at year-end 2007 was invested in mutual funds, primarily in stock funds.** Mutual funds are required by law to disclose a large amount of information, including information about fees and expenses and portfolio turnover.
- **401(k) investors in mutual funds tend to hold low-cost funds with below-average portfolio turnover.** Both characteristics help to keep down the costs of investing in mutual funds through 401(k) plans.

WHY EMPLOYERS OFFER 401(k) PLANS

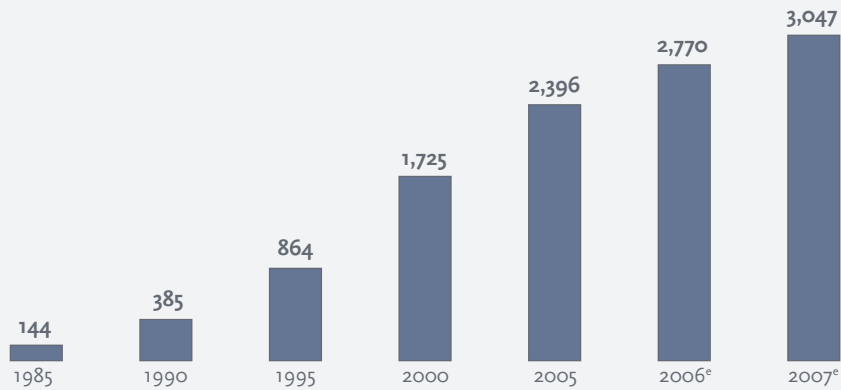
During the past two decades, 401(k) plans have become a popular workplace benefit, valued for their role in providing employees a means to set aside a portion of their compensation on a tax-favored basis. Indeed, 401(k) plans have become the most common defined contribution (DC) plan, serving 47 million active participants and holding \$3.0 trillion in assets at year-end 2007 (Figure 1).¹ In just the last 17 years, mutual funds have become a primary provider of 401(k) plan investments, with the share of employer-sponsored 401(k) plan assets held in funds increasing from 9 percent in 1990 to 54 percent at year-end 2007.

Employers that decide to offer 401(k) plans, an optional employee benefit, are confronted with two competing economic pressures: the need to attract and retain qualified workers with competitive compensation packages and the need to keep end products and services competitively priced. As a firm increases overall compensation to its employees, it increases its ability to hire and retain workers, but it also increases the costs of producing its end products and services. Providing and maintaining 401(k) plans require employers to obtain a variety of administrative, participant-focused, regulatory, and compliance services. All of these services involve costs. Generally, the plan sponsor and the plan participants share these costs.

FIGURE 1

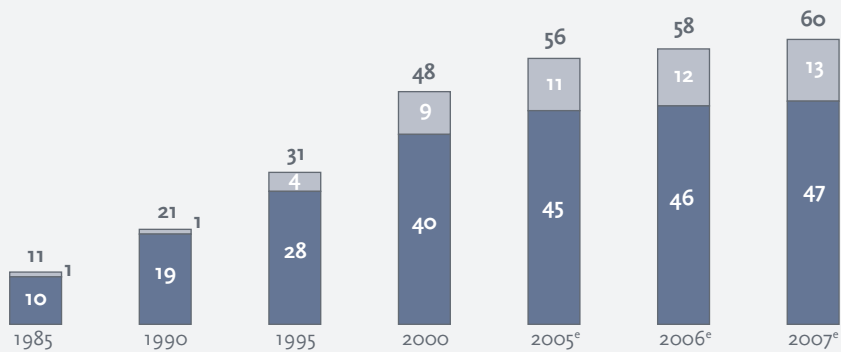
401(k) PLAN ASSETS AND PARTICIPANTS

401(k) PLAN ASSETS
(billions of dollars, selected years)



401(k) PLAN PARTICIPANTS
(millions, selected years)

■ Retired and separated
■ Active



e = estimated

Note: Components may not add to the total because of rounding.

Sources: Investment Company Institute, Federal Reserve Board, U.S. Department of Labor, and Cerulli Associates

PAYING FOR 401(k) PLAN SERVICES

401(k) Plans Are Strictly Regulated

401(k) plans are complex to maintain and administer, and they are subject to an array of rules and regulations that govern their operation, including Section 401(k) of the Internal Revenue Code (IRC), which serves as the basis for their tax-favored treatment.² The Department of the Treasury and the Internal Revenue Service (IRS) enforce the tax code and impose numerous requirements that plans must satisfy in order to qualify for special tax treatment.³ Furthermore, the plans must meet many statutory and regulatory requirements under the Employee Retirement Income Security Act of 1974 (ERISA), enforced by the Department of Labor (DOL).

401(k) Plan Sponsors Provide Certain Services

When an employer offers a 401(k) plan to its employees, it selects an individual or group of individuals, known as plan fiduciaries,⁴ to oversee the administration of the 401(k) plan for the exclusive benefit of plan participants consistent with the terms of the plan and ERISA. The plan fiduciaries must arrange for the provision of the many services required to create and maintain a 401(k) plan.

Administrative Services. These services provide the framework necessary to maintain a 401(k) plan and include recordkeeping functions, such as maintaining plan and participant records, and the creation and delivery of plan participant account statements (Figure 2). Administrative service providers also process each and every participant transaction. DOL regulations require plans to allow participants to make changes to their investment elections at least quarterly,⁵ but most 401(k) plan participants are permitted to make daily transactions in their plans.⁶ In addition, plan fiduciaries must arrange for the provision of administrative services relating to setting up, converting, or terminating a plan, and trustee services.⁷

Participant-Focused Services. These services are geared toward helping employees fully achieve the benefits of their 401(k) plans. Sponsors provide participants with a wide array of communications, educational resources, and advice services to assist in investment and retirement planning (Figure 2).⁸ In addition, the plan fiduciaries select a lineup of professionally managed investment options that cover a range of return and risk,⁹ sometimes including a brokerage window through which participants may select individual securities. If a 401(k) plan sponsor chooses to permit loans, plan fiduciaries must arrange for loan processing services. In addition, plan sponsors may opt to provide participants with access to insurance and annuity services at the time of retirement.

FIGURE 2

SERVICES PROVIDED TO 401(k) PLANS

ADMINISTRATIVE SERVICES:

Recordkeeping, including maintaining plan records, processing employee enrollment, processing participants' investment elections, contributions, and distributions, and issuing account statements to participants

Transaction processing, including purchases and sales of participants' assets

Plan creation/conversion/termination, requiring administrative services

Trustee services, providing the safe holding of the plan's assets in a trust, as required by ERISA

PARTICIPANT-FOCUSED SERVICES:

Participant communication, including employee meetings, call centers, voice-response systems, web access, and preparation of summary plan description and other participant materials

Participant education and advice, including online calculators and face-to-face investment advice

Investment management, typically offered through a variety of professionally managed investment options

Brokerage window, if offered, allowing direct purchase of individual securities by plan participants

Maintenance of an employer stock fund, if offered, to facilitate the purchase of employer securities within the plan

Loan processing, if a loan feature is offered

Insurance and annuity services, if offered, including offering annuities as distribution options

REGULATORY AND COMPLIANCE SERVICES:

Plan document services, including off-the-rack "prototype" plans

Consulting, including assistance regarding the investments offered to participants

Accounting and audit services, including preparation of annual report (Form 5500)

Legal advice, including advice regarding interpretation of plan terms, compliance with legal requirements, plan amendments, and resolution of benefit claims

Plan testing, complying with Internal Revenue Code nondiscrimination rules

Processing of domestic relations orders, ensuring split of accounts pursuant to divorce orders complies with ERISA

Sources: Investment Company Institute and U.S. Department of Labor

Regulatory and Compliance Services. These services ensure that a plan fulfills legal requirements imposed by statute, DOL and IRS regulations, and other guidance (Figure 2). Plans are subject to complicated restrictions on contributions,¹⁰ lengthy audited annual reports to the DOL,¹¹ and tax reporting to the IRS. Furthermore, plans may have additional compliance burdens under federal securities or state laws.¹² In addition, each particular investment option has its own compliance requirements. For example, mutual funds must comply with the Investment Company Act of 1940 and other securities laws; bank collective trusts, with banking regulations; and group annuity contracts, with state insurance rules.

Plan Sponsors Must Ensure That Service Costs Are Reasonable

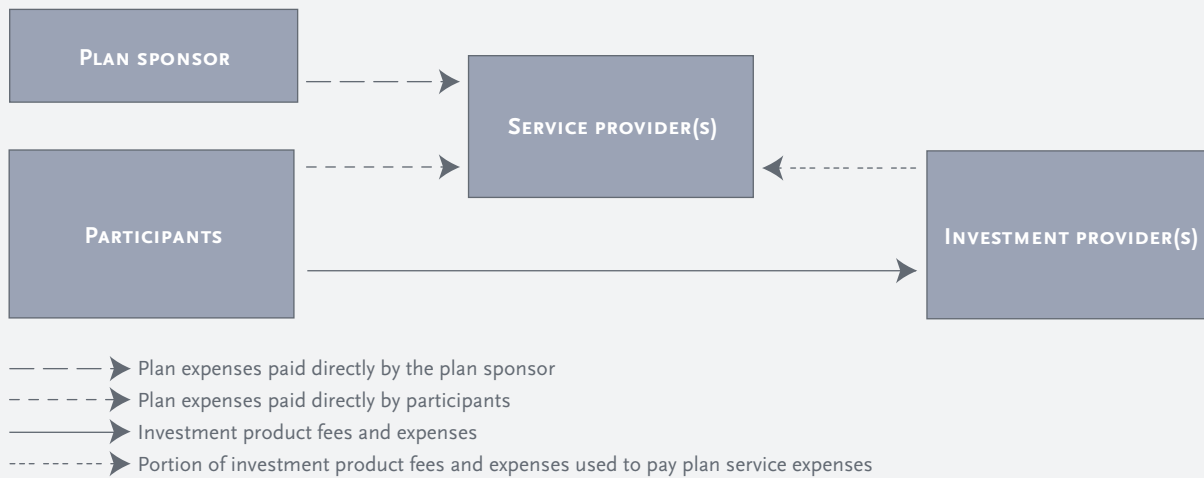
By law, plan sponsors have a “responsibility to ensure that the services provided to their plan are necessary and the cost of those services is reasonable.”¹³ To

assist plan sponsors in this responsibility, the DOL makes a model fee disclosure form¹⁴ available to plan sponsors and offers a number of publications to help plan sponsors review the fees charged by current or potential service providers.¹⁵ Because all services have costs, fees are only one factor among many that a plan sponsor must consider, along with the extent and quality of service and the characteristics of the investment options chosen.¹⁶

Plan sponsors select the service providers and choose the investment alternatives offered in their 401(k) plans.¹⁷ The costs of running a 401(k) plan generally are shared by the plan sponsor and participants, and the arrangements can vary widely. The DOL requires that the plan sponsor pay the costs associated with the initial design of the plan, as well as any design changes.¹⁸ Beyond these design services, employers can share the costs of the plan services with their employees (Figure 3). However, many employers

FIGURE 3

A VARIETY OF ARRANGEMENTS MAY BE USED TO COMPENSATE 401(k) SERVICE PROVIDERS



Note: In selecting the service provider(s) and deciding the cost sharing for the 401(k) plan, the employer/plan sponsor will determine which combinations of these fee arrangements will be used in the plan.

Source: Investment Company Institute

voluntarily cover some or all of plan-related costs that legally could be shouldered by the plan participants. Any costs not paid by the employer, which may include administrative, investment, legal, and compliance costs, are, effectively, paid by plan participants.¹⁹

As a result, the employer's decision to pay a portion of plan costs can have a significant impact on the 401(k) plan fees charged to plan participants. Generally, when more of the plan costs are subsidized by the employer, the costs paid by plan participants are lower.

Consider, for example, the variety of ways the costs of administrative services are paid. About one-quarter (26 percent) of plan sponsors surveyed indicated that the company (plan sponsor) paid for all administrative and recordkeeping expenses (Figure 4).²⁰ In contrast, 61 percent of plans surveyed indicated participants pay for recordkeeping and administrative services:

10 percent of plans charged participants directly and 51 percent of plans indicated participants pay through fees and expenses included in the particular investment products. For example, in the case of mutual funds, these costs are included in the fund's total expense ratio (as they are for all mutual fund investors). Similarly, insurance fees or fees associated with other pooled investments are paid by participants as part of the cost of those investments.²¹

Other Factors Affecting Participant Costs. When participants incur some or all of their 401(k) plan's costs, how they pay for these costs will affect the fees and expenses of the investment options in their plans. When plan participants pay direct account charges, the expenses on the investment products in these plans will tend to be lower than in those plans where there are no account-level charges.

FIGURE 4

WHO PAYS ANNUAL 401(k) RECORDKEEPING/ADMINISTRATIVE FEES?

Percentage of plans surveyed,¹ 2007

	Percent
Plan sponsor	26
Participant	61
Via investment product fees and expenses ²	46
Via additional reduction to investment returns ²	5
Via direct charge	10
Pro rata based on account balances	5
Equal dollar to all participants	5
Direct fees paid by both plan sponsor and participants	4
Other	9

¹The survey covers 436 401(k) plan sponsors.

²Although reported separately in this survey, these two components are generally combined and included in the fees and expenses of the investment option.

Source: Investment Company Institute tabulation of data from Deloitte Consulting LLP, International Foundation, and the International Society of Certified Employee Benefit Specialists, 401(k) Benchmarking Survey 2008 Edition

Plan characteristics also impact the costs that plan participants incur. Because there are some services that all plans must provide, plan size and average account size are important determinants of the cost of the plan relative to invested assets. For example, new plans with few assets likely will have higher costs per dollar invested than more mature plans with more assets and a larger average account size. Large employers' plans typically will be less costly per invested dollar than small employers' plans because plan costs that are relatively fixed can be spread across a larger pool of participants and assets.

Not only are there costs that all plans must incur, there are costs that each individual participant's account generates. Measured per dollar of invested assets, costs for plans with a small average account size will tend to be higher than similarly sized plans with a larger average account size.

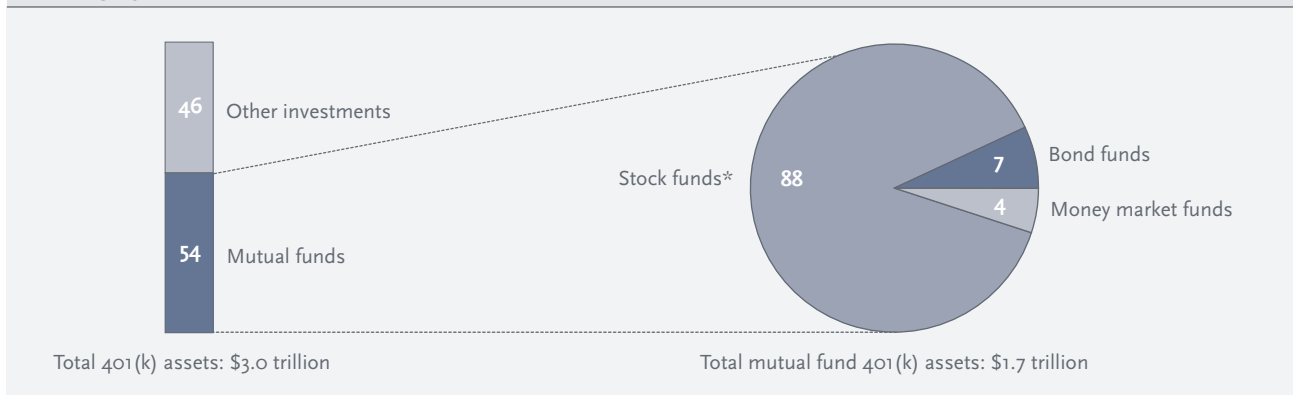
LOOKING AT FEES AND EXPENSES OF MUTUAL FUNDS HELD IN 401(k) ACCOUNTS

Virtually all participant-directed 401(k) plans offer a variety of pooled investment options (such as a selection of mutual funds, collective trusts, and/or separately managed accounts), but some also include guaranteed investment contracts (GICs),²² company stock,²³ or a brokerage window that provides participant access to direct investment in stocks, bonds, and other securities.²⁴ All told, about half (54 percent) of the \$3.0 trillion in 401(k) plan assets at year-end 2007 was invested in mutual funds (Figure 5).²⁵

FIGURE 5

ABOUT HALF OF 401(k) PLAN ASSETS ARE INVESTED IN MUTUAL FUNDS

Percentage of assets, 2007



*Stock funds include hybrid mutual funds, which account for 18 percent of total 401(k) mutual fund assets.

Note: Components may not add to 100 percent because of rounding.

Sources: Investment Company Institute, Federal Reserve Board, and U.S. Department of Labor

Mutual funds are required by law to disclose their fees and expenses and, as part of ongoing research, ICI studies trends in those fees and expenses.²⁶ In addition, ICI separately tracks 401(k) plan account holdings of mutual funds.²⁷ This report combines the results of these analyses in order to examine the fees and expenses that investors incur on mutual funds held in 401(k) accounts.²⁸ This analysis finds that:

- 401(k) plan participants tend to be invested in low-cost mutual funds;
- at year-end 2007, about three-quarters of mutual fund assets in 401(k) plans were held in “no-load” funds; and
- about one-quarter of fund assets in 401(k) plans were held in load funds, predominantly in fund shares that do not charge retirement plan participants a front load.

Investors Pay Two Types of Mutual Fund Fees and Expenses

Investors in mutual funds potentially can incur two primary types of fees and expenses when purchasing and holding mutual fund shares: sales loads and mutual fund expenses. Sales loads are one-time fees paid either at the time of purchase (front loads) or, in some cases, when shares held less than a specified number of years are redeemed (back-end loads, also known as contingent deferred sales loads or CDSLs). Mutual fund expenses include ongoing charges for portfolio management, fund administration, and shareholder service, as well as fund distribution charges, also known as 12b-1 fees.²⁹

Share Classes. The combination of sales loads and 12b-1 fees that an individual investor might pay depends on the fund share class. It is now commonplace for mutual funds to offer several different share classes,³⁰ all of which invest in the same portfolio (fund) while offering different services tailored to the service needs of different investors or, in the case of 401(k) plans, the group of participants in the plan.

A mutual fund may set up a multiclass share structure to pay for differing advice and shareholder services offered to different investors investing in the same portfolio, or fund. One type of fund or share class can be a “no-load fund.” These funds or share classes charge no front-end load or CDSL and charge a 12b-1 fee of 25 basis points (0.25 percent) or less. Seventy-six percent of 401(k) plan mutual fund assets were invested in no-load funds at year-end 2007 (Figure 6).

Another 24 percent of mutual fund 401(k) assets were invested in “load funds,” but the actual loads are generally waived for retirement plan investors. For example, one load share class carries a front load, which is a percentage of the fund’s sale or offering price, and is normally charged at the time of purchase. Yet, 401(k) plan participants generally are not charged a front load on shares purchased through their plans.³¹ Front load shares have a 12b-1 fee, typically between 25 and 35 basis points. Seventeen percent of 401(k) mutual fund investments were held through such front load shares in 2007 (Figure 6).

Back-end load shares are offered for sale at net asset value without a front load, but such share investors pay for some 401(k) plan services through a combination of an annual 12b-1 fee and a CDSL.³² Back-end load shares represent a very small percentage of mutual fund assets held in 401(k) plans (Figure 6). *Level load shares*, which also use a combination of an annual 12b-1 fee and a CDSL,³³ represent a small share of 401(k) mutual fund assets as well.

Retirement shares, a share class specifically designed to meet the servicing needs of employer-sponsored plans, grew to represent 13 percent of 401(k) mutual fund assets in 2007 (Figure 6).³⁴ Virtually a nonexistent pricing option in 1996, retirement shares are more likely to be no-load (8 percent of the total) than load funds (5 percent of the total).

FIGURE 6

401(k) MUTUAL FUND ASSETS BY SHARE CLASS

Percentage of assets,¹ 1996, 2006, and 2007

	1996	2006	2007
Load	41	25	24
Front load ²	37	19	17
Back-end load ³	3	1	1
Level load ⁴	1	1	1
Retirement shares	(*)	4	5
Other load ⁵	(*)	(*)	(*)
No-load⁶	59	75	76
Institutional	13	19	20
Retail	44	50	48
Retirement shares	2	6	8
Total	100	100	100

¹Components may not add to the total because of rounding.

²Front load > 1 percent. Primarily includes A shares; includes assets where front loads are waived.

³Front load = 0 percent, CDSL > 2 percent. Primarily includes B shares.

⁴Front load ≤ 1 percent, CDSL ≤ 2 percent, and 12b-1 > 0.25 percent. Primarily includes C shares; excludes institutional share classes.

⁵All other load share classes not classified as front load, back-end load, level load, or load retirement shares.

⁶Front load = 0 percent, CDSL = 0 percent, and 12b-1 ≤ 0.25 percent.

(*) = less than 0.5 percent

Note: Figures exclude mutual funds available as investment choices in variable annuities and tax-exempt mutual funds.

Sources: Investment Company Institute; Lipper; Value Line Publishing, Inc.; CDA/Wiesenberger Investment Companies Service; © CRSP University of Chicago, used with permission, all rights reserved (312.263.6400/ www.crsp.com); Primary Datasource; and Strategic Insight Simfund

Mutual Fund Expenses. Although 401(k) investors typically do not pay loads on the mutual funds they purchase through their 401(k) plans, they do incur the fund expenses of the mutual funds they are holding in their 401(k) accounts. The total expense ratio, which reflects both the operating expense ratio—including portfolio management, fund administration, shareholder service, and other miscellaneous costs—and 12b-1 fees, is measured in this report as an asset-weighted average. Using the asset-weighted average to measure costs provides an aggregate estimate of what 401(k) participants actually pay to invest in mutual funds through their 401(k) plans. Under this approach, funds with larger shares of 401(k) mutual fund assets contribute proportionately more to the summary measure than do less widely held funds.

401(k) Participants Hold Low-Cost Mutual Funds

Stock Mutual Funds. Eighty-eight percent of 401(k) plan assets invested in mutual funds were invested in stock funds at year-end 2007 (Figure 5).^{35, 36} The average total expense ratio incurred by 401(k) investors in stock funds was 0.74 percent in 2007, about half of the 1.46 percent simple average for all stock funds and lower than the industrywide asset-weighted average of 0.86 percent (Figure 7). 401(k) mutual fund investors not only incur low average expense ratios in stock mutual funds overall, but also in each broad type of stock fund: domestic stock funds, hybrid funds, and foreign stock funds (Figure 8).

Several factors contribute to the relatively low average expense ratios incurred by 401(k) plan participants investing in mutual funds. Both inside and outside the 401(k) plan market, mutual funds compete among themselves and with other financial products to offer shareholders service and performance.³⁷ Shareholders are sensitive to the fees and expenses that funds charge.³⁸ Indeed, new sales and assets tend to be concentrated in lower-cost funds, providing a market incentive for funds to offer their services at competitive prices.³⁹ In the 401(k) plan market, performance- and cost-conscious plan sponsors also impose market discipline. Plan sponsors regularly evaluate the performance of the plans' investments,⁴⁰ and performance reflects fees. In 2007, more than half (64 percent) of plan sponsors indicated that they had replaced a fund in the past two years because of poor performance.⁴¹

The lower average expense ratios incurred by 401(k) participants also reflect other factors. Some plan sponsors choose to cover a portion of 401(k) plan costs, which allows them to select funds or share classes with less built-in servicing costs. Furthermore, many 401(k) plans have large average account balances, and such economies of scale help to reduce the fees and expenses of the funds offered in these plans.⁴² Finally, unlike shareholders outside of 401(k) plans who typically pay for the assistance of a financial adviser when investing in mutual funds,⁴³ there is a more limited role for such financial adviser services inside these plans.

FIGURE 7

401(k) MUTUAL FUND INVESTORS TEND TO PAY LOWER-THAN-AVERAGE EXPENSES

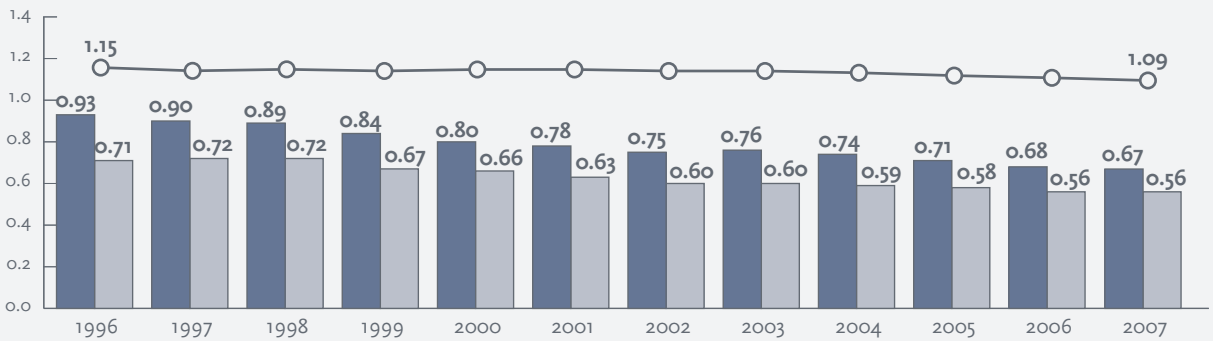
Percent, 1996–2007

- Industry average expense ratio¹
- 401(k) average expense ratio²
- Industry simple average expense ratio

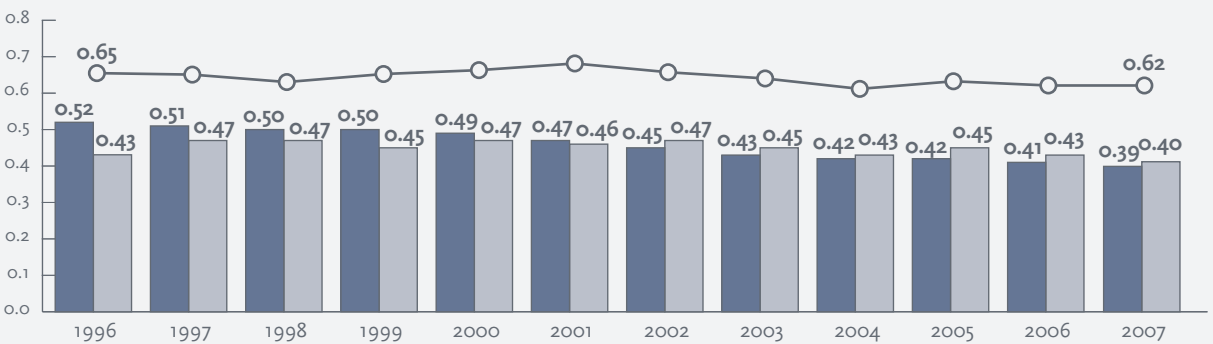
STOCK MUTUAL FUNDS



BOND MUTUAL FUNDS



MONEY MARKET MUTUAL FUNDS



¹The industry average expense ratio is measured as an asset-weighted average.

²The 401(k) average expense ratio is measured as a 401(k) asset-weighted average.

Note: Figures exclude mutual funds available as investment choices in variable annuities and tax-exempt mutual funds.

Sources: Investment Company Institute; Lipper; Value Line Publishing, Inc.; CDA/Wiesenberger Investment Companies Service; © CRSP University of Chicago, used with permission, all rights reserved (312.263.6400/ www.crsp.com); Primary Datasource; and Strategic Insight Simfund

FIGURE 8

ASSET-WEIGHTED AVERAGE TOTAL MUTUAL FUND EXPENSE RATIOS

Percent, 1996, 2006, and 2007

	1996		2006		2007	
	401(k) ¹	Industry ²	401(k) ¹	Industry ²	401(k) ¹	Industry ²
Stock mutual funds	0.84	1.02	0.75	0.88	0.74	0.86
Domestic stock	0.82	0.97	0.70	0.84	0.70	0.82
Foreign stock	1.14	1.32	0.97	1.06	0.93	1.01
Hybrid	0.79	0.95	0.65	0.81	0.64	0.79
Bond mutual funds	0.71	0.93	0.56	0.68	0.56	0.67
High yield and world bond	1.07	1.17	0.86	0.95	0.86	0.92
Other bond	0.64	0.82	0.53	0.61	0.53	0.61
Money market mutual funds	0.43	0.52	0.43	0.41	0.40	0.39

¹The 401(k) average expense ratio is measured as a 401(k) asset-weighted average.

²The industry average expense ratio is measured as an asset-weighted average.

Note: Figures exclude mutual funds available as investment choices in variable annuities and tax-exempt mutual funds.

Sources: Investment Company Institute; Lipper; Value Line Publishing, Inc.; CDA/Wiesenberg Investment Companies Service; © CRSP University of Chicago, used with permission, all rights reserved (312.263.6400/www.crsp.com); Primary Datasource; and Strategic Insight Simfund

Although expense ratios vary among the funds that 401(k) participants hold, 79 percent of 401(k) plan stock mutual fund assets were invested in funds with expense ratios less than 1 percent at year-end 2007 (Figure 9). Twenty-three percent of 401(k) stock mutual fund assets were in funds with expense ratios less than 0.50 percent.⁴⁴

Bond Mutual Funds. Seven percent of 401(k) mutual fund assets were invested in bond funds at year-end 2007 (Figure 5), and 401(k) bond fund investors also have concentrated their assets in low-cost bond funds. At year-end 2007, 401(k) bond fund investors paid total fees and expenses of 0.56 percent, about half the industrywide simple average (1.09 percent), and nearly one-fifth less than the industrywide asset-weighted average of 0.67 percent (Figure 7). As with stock funds, the average expense ratio paid by 401(k) investors in bond funds is also lower in each of the broad sub-groupings within bond mutual funds (Figure 8).

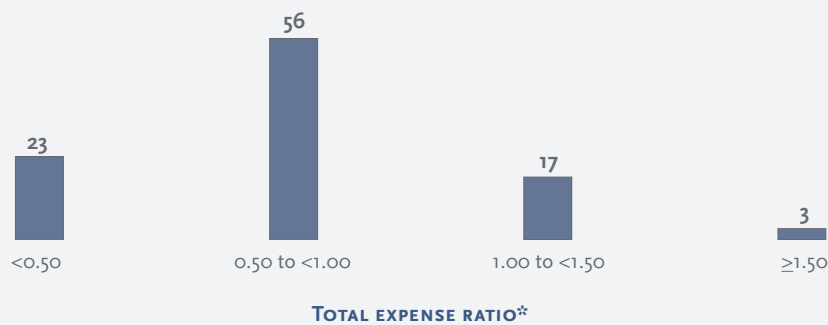
Money Market Mutual Funds. Four percent of 401(k) mutual fund assets were invested in money market funds at year-end 2007 (Figure 5). For 401(k) participants holding money market funds, their total expense ratio was 0.40 percent of assets in 2007, compared with an industrywide simple average of 0.62 percent (Figure 7). In recent years, the 401(k) money market fund asset-weighted total expense ratio averages have been very close to the industrywide asset-weighted averages.

Fee Comparisons Across Individual Plans Are Difficult. Although, as a group, mutual fund investors inside 401(k) plans own funds with below-average costs, some 401(k) plan participants pay more than these averages and other participants pay less. Thus, these averages do not necessarily reflect the reasonableness of the fees for any particular plan.

FIGURE 9

401(k) STOCK MUTUAL FUND ASSETS ARE CONCENTRATED IN LOW-COST FUNDS

Percentage of 401(k) stock mutual fund assets, 2007



*The total expense ratio, which is reported as a percentage of fund assets, includes fund operating expenses and 12b-1 fees.

Note: Figures exclude mutual funds available as investment choices in variable annuities. Components do not add to 100 percent because of rounding.

Sources: Investment Company Institute and Lipper

As noted earlier, a variety of factors affect the fees and expenses paid by plan participants. Participants who work for employers that do not heavily subsidize their plans will incur higher fees on average. Plans that charge account-level fees will tend to have lower-cost investment options than plans without direct account-level charges. Participants in plans with a small amount of assets will pay higher fees than plans with greater assets because of the relatively fixed costs that all plans must incur. Participants in plans that have many small accounts will typically pay higher fees per dollar invested than plans with fewer and larger accounts. Plans with more service features will tend to be more costly than more streamlined plans with fewer services for plan participants. All of these factors influence the costs of the plan and the plan’s investment options, and must be considered when evaluating the reasonableness of a given plan’s costs.

Other Costs Incurred by Mutual Fund Investors

Another cost that mutual funds incur is the cost associated with buying and selling securities in the fund’s portfolio. While these costs are not included in the fund’s total expense ratio, they are reflected in the calculation of net return to the investor. To help shareholders evaluate the trading activity of a mutual fund, the Securities and Exchange Commission (SEC) requires each mutual fund to report its “turnover rate” in annual shareholder reports and in documents filed with the SEC. Broadly speaking, the turnover rate is a measure of how rapidly a fund is trading the securities in its portfolio relative to total fund assets.⁴⁵

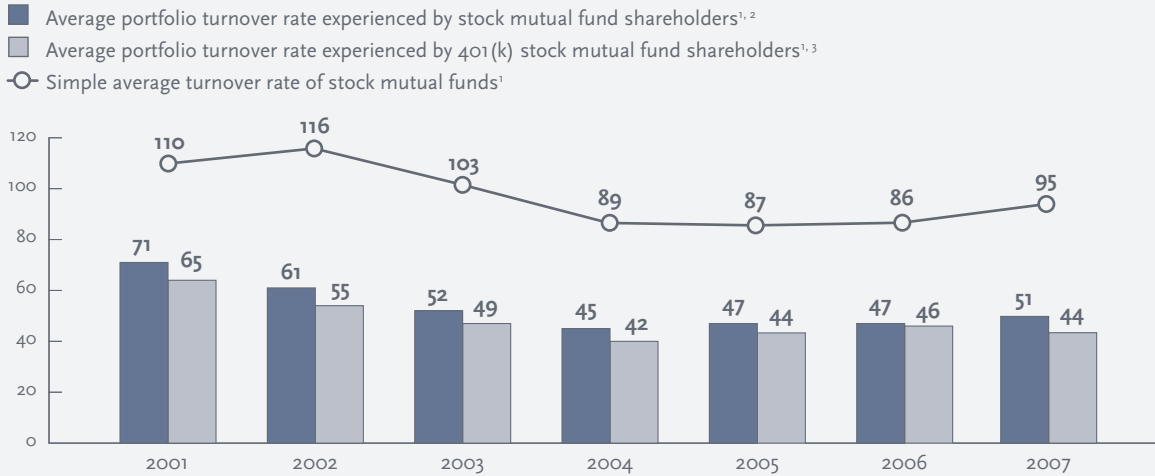
Stock Fund Turnover Rates. 401(k) plan participants tend to own stock mutual funds with relatively low turnover rates. The industrywide simple average turnover rate in stock funds was 95 percent in 2007 (Figure 10).⁴⁶ However, mutual fund shareholders in general tend to invest in funds with considerably lower

turnover rates, as reflected in the lower industrywide asset-weighted average turnover rate of 51 percent. The average turnover rate experienced in funds selected by 401(k) plan participants is similarly lower: the asset-weighted average turnover of stock mutual funds held in 401(k) accounts was 44 percent in 2007.

FIGURE 10

AVERAGE PORTFOLIO TURNOVER RATE¹ OF STOCK MUTUAL FUNDS

Percentage of assets, 2001–2007



¹The turnover rate for each fund is calculated by dividing the lesser of purchases or sales of portfolio securities for the reporting period by the monthly average of the value of the portfolio securities owned by the fund during the reporting period.

²Average portfolio turnover rate experienced by stock mutual fund shareholders is measured as an asset-weighted average annual turnover rate based on the assets held in each fund (reported as a percentage of fund assets).

³Average portfolio turnover rate experienced by 401(k) stock mutual fund shareholders is measured as an asset-weighted average annual turnover rate based on 401(k) plan assets held in each fund (reported as a percentage of 401(k) fund assets).

Note: Figures exclude mutual funds available as investment choices in variable annuities. Stock mutual funds include hybrid funds.

Sources: Investment Company Institute and Strategic Insight Simfund

CONCLUSION

401(k) plans are now the most common private-sector employer-sponsored retirement plan in the United States. Employers choose whether to offer these plans to employees as part of their total compensation packages; employees choose whether or not to participate. The creation and maintenance of a 401(k) plan involve a variety of services, and the costs of these services are generally shared by the plan sponsor and the plan participants.

401(k) plans provide many American workers with the opportunity to invest cost effectively in mutual funds. 401(k) participants primarily invest in stock mutual funds, and the bulk of these stock fund assets is held in low-cost funds with low portfolio turnover. Numerous factors contribute to the relatively low expense ratios incurred by 401(k) plan participants investing in mutual funds. Among them are: (1) competition among mutual funds and other investment products to offer shareholders service and performance; (2) plan sponsors' decisions to cover a portion of the 401(k) plan costs, which allow them to select funds or share classes with less built-in servicing; (3) economies of scale that a large investor such as a 401(k) plan can achieve; (4) performance- and cost-conscious decisionmaking by plan sponsors; and (5) the limited role of professional financial advisers in these plans.

NOTES

- ¹ See Brady and Holden 2008 for asset information; Cerulli Associates 2007 for participant information.
- ² Section 401(k) of the IRC was added by Congress in 1978, to be effective beginning in 1980 (see Revenue Act of 1978, P.L. 95-600). However, companies generally did not begin to adopt 401(k) plans until the Department of Treasury and IRS issued proposed regulations clarifying the scope of Section 401(k) on November 10, 1981 (see 46 Fed. Reg. 55544, November 10, 1981; Holden, Brady, and Hadley 2006).
- ³ The main advantages of a tax-qualified 401(k) plan are that employers are able to take an immediate deduction for contributions made by the employer, employees are able to defer taxation of contributions, and employees do not pay income tax on contributions or earnings until the monies are distributed. In exchange for this special tax treatment, the IRC imposes numerous conditions, many of which are designed to ensure that participants in all income ranges attain the benefits of the plan. For additional discussion, see, for example, Allen et al. 1997. Since 2006, employers can offer a Roth 401(k) option, which, like Roth IRAs, allows employees to contribute on an after-tax basis but receive distributions tax free. Like Roth IRAs, earnings are subject to income tax if the employee distributes them within five years of first contributing to the Roth 401(k) or before reaching age 59½.
- ⁴ ERISA requires that the plan sponsor appoint a "named" fiduciary or fiduciaries to administer the plan. See ERISA § 402. A plan sponsor may, and often does, name itself as the plan administrator. In its role as the plan administrator, the employer assumes fiduciary responsibility to select and monitor service providers and investment options for the plan. Most employers appoint a retirement committee consisting of senior human resource or other employees to oversee the administration of the plan. In their role acting for the employer as plan administrator, the members of the committee assume fiduciary responsibility to administer the plan solely in the interest of plan participants and beneficiaries. For convenience, this report often refers to "employer" and "plan sponsor" to mean the fiduciary or fiduciaries appointed to administer the plan.
- ⁵ Department of Labor Reg. § 2550.404c-1.
- ⁶ Hewitt Associates 2006 reports that nearly all of the 130 large DC plans covered in their report offered daily transfers. Profit Sharing/401k Council of America 2008 indicates that nearly 90 percent of the 1,011 profit-sharing and 401(k) plans surveyed offer to participants the ability to initiate daily fund transfers.
- ⁷ To protect the 401(k) plan's assets, ERISA Section 403 requires that pension plan assets be held in a trust or invested in insurance contracts.
- ⁸ Profit Sharing/401k Council of America 2008 reports the array of educational resources used by plan sponsors, which include enrollment kits, newsletters, fund performance sheets, Internet/intranet sites, webinars, podcasts, seminars, workshops, paycheck stuffers, retirement gap calculators, posters, and individually targeted communication. The most commonly cited primary purpose for plan education is increasing participation (36.1 percent of plans).

- 9 Where participants are given the control of the investment of their accounts, which is common in 401(k) plans, the selection of the investment options available is usually designed to meet the requirements of Section 404(c) of ERISA. This section provides liability relief for plan sponsors and other plan fiduciaries from losses in plan accounts resulting from employees' exercise of investment control. The DOL regulations under ERISA Section 404(c) are designed to ensure that participants have control over their assets and have adequate opportunity to diversify their holdings. Plans must offer at least three diversified investment options with materially different risk and return characteristics. (Although company stock or any individual stock can be offered in 401(k) plans, they would not qualify as one of the core options.) Plans generally must allow transfers among the diversified investment options at least quarterly. Hewitt Associates 2007 indicates 90 percent of the 292 plans surveyed in the spring of 2007 considered themselves compliant with ERISA Section 404(c). Profit Sharing/401k Council of America 2008 indicates that in 2007, the average number of investment fund options available for participant contributions was 18; Hewitt Associates 2007 indicates an average number of investment options of 17 in 2007 (although, if premixed portfolios are excluded, the average number of investment options offered is 12). Deloitte Consulting, LLP, International Foundation, and the International Society of Certified Employee Benefit Specialists 2008 reports that the average number of funds offered by the 436 401(k) plan sponsors in their survey was 17 in 2007.
- The DOL has proposed regulations requiring that participants receive, upon enrollment and annually thereafter, basic and comparable information on the investment options available to them. See 73 Fed. Reg. 43014 (July 23, 2008). The rules would apply to any plan that provides participants with the ability to direct the investment of their account, whether or not the plan is designed to meet the requirements of ERISA Section 404(c).
- 10 The IRC includes a number of flat annual dollar contribution limits. In addition, several sections of the IRC provide a framework for nondiscrimination testing, which limits contributions to 401(k) plans to ensure that employees in all income ranges benefit from the plan. For example, the actual deferral percentage (ADP) nondiscrimination test essentially requires that the before-tax contributions of highly compensated employees (as a percentage of their eligible compensation) do not exceed the contributions of non-highly compensated employees (as a percentage of their eligible compensation) by more than a specified amount.
- 11 Plans file their annual reports on Form 5500, which is a joint form of the DOL, IRS, and the Pension Benefit Guaranty Corporation (PBGC).
- 12 For example, plans may incur costs responding to requests for information pursuant to Securities and Exchange Commission (SEC) Rule 22c-2, under which mutual funds may obtain trading information necessary to ensure compliance with the fund's short-term trading policies. In addition, 401(k) plans that allow participants to invest in the employer's stock must register with the SEC on Form S-8. ERISA preempts most state laws that relate to employee benefit plans, but plans may still need to comply with state tax laws relating to withholding and information filing.
- 13 See U.S. Department of Labor, Employee Benefits Security Administration, "Understanding Retirement Plan Fees and Expenses." The DOL has proposed regulations that would require a service provider to provide, and a plan sponsor to review, detailed information on the service provider's direct and indirect compensation for its services. The proposal would require this information to be provided before the plan enters into a contract with the service provider, and annually thereafter. See 72 Fed. Reg. 70988 (Dec. 13, 2007). A report by the U.S. Government Accountability Office in November 2006 recommended DOL action in this area. See U.S. Government Accountability Office, "Private Pensions: Changes Needed to Provide 401(k) Plan Participants and the Department of Labor Better Information on Fees."
- 14 This form was developed by the Investment Company Institute (ICI), along with the American Council of Life Insurers (ACLI) and the American Bankers Association (ABA), and is available online at U.S. Department of Labor, Employee Benefits Security Administration, ("ABC Plan 401(k) Plan Fee Disclosure Form for Services Provided by XYZ Company," www.dol.gov/ebsa/pdf/401kfefm.pdf). Furthermore, the PSCA has a similar worksheet, available at www.psc.org/pdfs/feeworksheet.pdf. The Institute, along with the American Benefits Council (ABC), ACLI, ABA, and the Securities Industry Association (SIA; now the Securities Industry and Financial Markets Association [SIFMA]), submitted to the DOL in July 2006 a list of fee and expense data elements that plan sponsors and service providers may want to discuss when entering into service arrangements (see www.ici.org/statements/cmltr/o6_dol_fee_com.html).
- 15 See U.S. Department of Labor, Employee Benefits Security Administration, "Understanding Retirement Plan Fees and Expenses." See also U.S. Department of Labor, Employee Benefits Security Administration, "Selecting and Monitoring Pension Consultants—Tips for Plan Fiduciaries" and "Tips for Selecting and Monitoring Service Providers for Your Employee Benefit Plan."
- 16 See U.S. Department of Labor, Employee Benefits Security Administration, "Understanding Retirement Plan Fees and Expenses" and "A Look at 401(k) Plan Fees." See also U.S. Securities and Exchange Commission, "Calculating Mutual Fund Fees and Expenses."
- 17 Plan sponsors use a variety of arrangements to obtain services for their 401(k) plans. When multiple service providers are used, it is an "unbundled" arrangement, and the expenses of each provider (e.g., trustee, recordkeeper, communications firm, investment manager) are charged separately to the plan. Alternatively, the plan sponsor can select one provider that provides a number of services (sometimes referred to as a "bundled" arrangement). The single provider interacts with the plan and then pays for the other bundled services out of the fees it collects from the plan. Some plans use a combination of these approaches, such as selecting a single provider for administrative/participant services and one or more providers for investment options. In this case, the administrative expenses can be included in the fees collected by the investment products, rather than a separate charge being added. In the case of mutual funds, fees can be netted from fund assets to compensate the service provider for the services it provides to the fund.

- ¹⁸ Department of Labor Opinion Letters 97-03A (January 23, 1997) and 2001-01A (January 18, 2001).
- ¹⁹ For the most part, 401(k) plan assets are held in individual accounts established for each participant. However, the costs of running a 401(k) plan also may be partly defrayed through employee “forfeitures.” Employees who terminate employment without fully vesting (that is, earning full ownership of account assets) forfeit matching or other employer contributions (participants are always 100 percent vested in their own contributions). These forfeitures are typically used to offset fees or pay for additional employer contributions. Deloitte Consulting, LLP, International Foundation, and the International Society of Certified Employee Benefit Specialists 2008 reports that 71 percent of plans used matching contribution forfeitures to reduce employer contributions; 27 percent used these funds to offset fees; 11 percent reallocated the forfeitures to participants; and 10 percent did something else (“other”). Profit Sharing/401k Council of America 2008 reports that 75 percent of 401(k) plans allocate forfeitures to reduce company contributions; 16 percent of 401(k) plans allocate the forfeitures among participants (based on account balances, 6 percent; based on participant contributions, 2 percent; or based on participant’s share of company contributions, 8 percent); 6 percent of plans applied forfeitures to reduce plan expenses; and 3 percent of plans did something else (“other”). The IRC and ERISA determine the maximum vesting schedule for 401(k) plans and require that employer contributions made to the 401(k) plan not be removed from the plan.
- In addition, plans may charge fees for certain transactions, such as taking a loan or making a withdrawal, and participants typically pay those fees in full when engaging in the specific activity.
- ²⁰ See Deloitte Consulting, LLP, International Foundation, and the International Society of Certified Employee Benefit Specialists 2008. In addition, Profit Sharing/401k Council of America 2008 reports that 49 percent of plan sponsors surveyed paid the plan recordkeeping expenses; participants paid for recordkeeping in 40 percent of plans; and 11 percent of plans indicated both the plan sponsor and participants shared the costs of recordkeeping.
- ²¹ The DOL provides information to help employees learn about fees associated with their 401(k) plans. See U.S. Department of Labor, Employee Benefits Security Administration, “A Look at 401(k) Plan Fees.” The SEC also provides investor education at www.sec.gov/investor.shtml. Plans designed to meet the requirements of Section 404(c) of ERISA (see endnote 9) are required to provide to participants, either directly or upon request, a description of the annual operating expenses, which reduce the rate of return and the aggregate amount of those expenses expressed as a percentage of average net assets for each available investment option. In addition, participants must receive a prospectus for any investment alternative, such as a mutual fund, that is subject to the Securities Act of 1933 (Department of Labor Reg. § 2550.404c-1(b)(2)(i)(B)). The disclosure requirements would change somewhat under the DOL proposal described in endnote 9. Under the proposal, all participant-directed plans would provide participants, upon enrollment, fee and other investment information for each investment option available in the plan. For collective investment products—such as mutual funds, bank collective trusts, and insurance company separate accounts—annual fees would be disclosed as a total expense ratio. See 73 Fed. Reg. 43014 (July 23, 2008). The U.S. Government Accountability Office 2008 suggested Congress consider amending ERISA to require plan sponsors to disclose fee information of 401(k) investment options to participants in a way that facilitates comparison among the options.
- ²² GICs are insurance company products that guarantee a specific rate of return on invested capital over the life of a contract. A similar investment option is a synthetic GIC, which consists of a portfolio of fixed-income securities “wrapped” with a guarantee (typically by an insurance company or bank) to provide benefit payments according to the terms of the plan at book value. For additional discussion of these investment options and 401(k) plan participants’ asset allocations, see Holden et al. 2007.
- ²³ Company stock is the stock of the plan sponsor (employer). See Holden et al. 2007 for additional discussion of 401(k) participant investment in company stock in 401(k) plans.
- ²⁴ Profit Sharing/401k Council of America 2008 indicates that 15.6 percent of 401(k) plans offer a self-directed brokerage window for participant contributions; 5.3 percent of plans offer a mutual fund window.
- ²⁵ For additional information on mutual funds and the U.S. retirement market, see Brady and Holden 2008a.
- ²⁶ See Investment Company Institute 2004, 2005a, 2005b, and 2008; Reid and Rea 2003.
- ²⁷ Brady and Holden 2008a and 2008b.
- ²⁸ Additional servicing fees not reflected in the mutual fund total expense ratios are not captured in this analysis, nor is the cost of holding other types of investments in 401(k) plans.
- ²⁹ Financial advisers, retirement plan recordkeepers, discount brokerages, and other financial intermediaries provide an array of important and valuable services to mutual fund shareholders. In the context of 401(k) plans, these services can include recordkeeping, transaction processing, participant communication, education and advice, and regulatory and compliance services (Figure 2). Mutual funds and their investment advisers use a variety of arrangements to compensate plan service providers for these services.
- Under one arrangement, a mutual fund’s board of directors may adopt a plan pursuant to Rule 12b-1 under the Investment Company Act of 1940. As explained in U.S. Securities and Exchange Commission, “Mutual Fund Fees and Expenses,” Rule 12b-1 allows mutual funds to use fund assets to cover distribution expenses and shareholder service expenses. “Distribution fees” include fees paid for marketing and selling fund shares, such as compensating brokers and others who sell fund shares and paying for advertising, the printing and mailing of prospectuses to new investors, and the printing and mailing of sales literature. Under Financial Industry Regulatory Authority (FINRA, formerly the National Association of Securities Dealers [NASD]) rules, 12b-1 fees that are used to pay marketing and distribution expenses

(as opposed to shareholder services) cannot exceed 75 basis points (NASD Conduct Rule 2830(d)). "Shareholder service" fees are fees paid to respond to investor inquiries and provide investors with information about their investments. A mutual fund may pay shareholder service fees without adopting a 12b-1 plan. FINRA imposes an annual 25 basis point cap on shareholder service fees (regardless of whether these fees are authorized as part of a 12b-1 plan). For more discussion of 12b-1 fees and how funds use them, see Investment Company Institute 2005a.

At year-end 2007, 68 percent of mutual fund assets held in 401(k) plans were invested in funds that have no 12b-1 fee; another 21 percent of 401(k) plan mutual fund assets were invested in funds with 12b-1 fees of 0.25 percent or less. Figures A3 through A5 in the Appendix report average 12b-1 fees as well as distribution of assets across funds by the amount of the 12b-1 fee.

Funds also may pay service providers for subtransfer agency services or administrative services out of fund assets (this is reflected in the fund's total expense ratio in the "Other Expense" category). Under another type of arrangement, the fund's adviser (or a related entity) compensates the service provider(s) out of the profits earned from the advisory fee collected from the fund.

³⁰ In 2007, 30 percent of mutual funds holding 24 percent of assets were stand-alone funds; 70 percent of funds holding 76 percent of assets were multiclass funds. At year-end 2007, there were more than 8,000 funds with total assets of \$12,021 billion. See Investment Company Institute 2008.

³¹ See Reid and Rea 2003.

³² Back-end load shares, which are primarily Class B shares, typically have an annual 12b-1 fee of 100 basis points and a CDSL set at 5 percent in the first year the shares are held; then the CDSL falls in units of 1 percentage point per year, reaching 0 percent in the sixth or seventh year in which the shares are held. Back-end load shares that are transferred or exchanged within a fund family are not subject to the CDSL. Generally, after six to eight years, Class B shares convert to Class A shares, which lowers the level of the 12b-1 fee from 100 basis points to that of Class A shares. For additional details, see Investment Company Institute 2008 and Reid and Rea 2003.

³³ Level-load shares, which include Class C shares, typically have an annual 12b-1 fee of 100 basis points and a CDSL set at 1 percent in the first year the shares are held. After the first year, no CDSL is charged on redemptions. These shares usually do not convert to Class A shares. For additional details, see Investment Company Institute 2008 and Reid and Rea 2003.

³⁴ Retirement share classes can be load or no-load depending on the level of the 12b-1 fee and presence of a load or CDSL.

³⁵ Stock mutual funds include domestic stock funds (52 percent of total 401(k) mutual fund assets), foreign stock funds (18 percent), and hybrid funds (18 percent). Lifestyle and lifecycle funds are generally included in the hybrid fund category. See Brady and Holden 2008a for details.

³⁶ Expense information is not available for mutual funds held as investment choices in variable annuities (often referred to as VA mutual funds).

³⁷ For a more detailed discussion of competition in the mutual fund industry, see Coates and Hubbard 2006, Stevens 2006, and Reid 2006.

³⁸ In February 2006, ICI conducted an in-home survey of 737 randomly selected fund owners who had purchased shares of stock, bond, or hybrid mutual funds outside workplace retirement plans in the preceding five years (see Investment Company Institute 2006). On average, recent mutual fund investors considered nine distinct items of information about a fund before purchasing shares, five of which they considered "very important" to making the final decision to invest in a fund. Seventy-four percent of recent fund investors wanted to know about a fund's fees and expenses before purchasing shares; 69 percent reviewed or asked questions about the fund's historical performance.

³⁹ For example, see Investment Company Institute 2008 and 2005b; and Collins 2005.

⁴⁰ Profit Sharing/401k Council of America 2008 indicates that 60 percent of plans monitor plan investments on a quarterly basis; 22 percent annually; 13 percent semiannually; 4 percent monthly; and 1 percent at some other frequency (in 2007). Deloitte Consulting, LLP, International Foundation, and the International Society of Certified Employee Benefit Specialists 2008 reports that 60 percent of the plans they surveyed evaluated and benchmarked the performance of plan investments on a quarterly basis; 20 percent annually; 15 percent semiannually; 3 percent on no formal schedule; and 2 percent at some other frequency (in 2007).

⁴¹ Deloitte Consulting, LLP, International Foundation, and the International Society of Certified Employee Benefit Specialists 2008 finds that 40 percent of plans had replaced a fund due to poor performance within the last year; 24 percent had replaced a fund one year to less than two years ago; 15 percent had replaced a fund two years to less than five years ago; 4 percent had last replaced a fund five or more years ago; and 17 percent had never replaced a fund.

⁴² The size of the plan, in terms of assets and participants, and the average account balance are key factors in the pricing of services.

⁴³ Schrass 2008 reports that among mutual fund shareholders owning funds outside of DC plans, 80 percent owned fund shares through professional financial advisers in 2007. Financial advisers provide a range of services to investors: they generally help investors to identify financial goals and recommend funds to meet those goals, conduct transactions, maintain financial records, and coordinate the distribution of prospectuses, financial reports, and proxy statements (see Leonard-Chambers and Bogdan 2007).

⁴⁴ For the distribution of expense ratios of mutual funds in 401(k) plans by more detailed investment objective, see Appendix, Figure A2.

⁴⁵ The SEC requires that the turnover rate be calculated by dividing the lesser of purchases or sales of portfolio securities for the reporting period by the monthly average of the value of the portfolio securities owned by the fund during the same reporting period.

⁴⁶ For a more detailed discussion of portfolio turnover, see Reid and Millar 2004.

REFERENCES

- Allen, Everitt T., Jr., Joseph J. Melone, Jerry S. Rosenbloom, and Jack L. VanDerhei. 1997. *Pension Planning: Pension, Profit-Sharing, and Other Deferred Compensation Plans, Eighth Edition*. Boston, MA: Irwin McGraw-Hill.
- Brady, Peter, and Sarah Holden. 2008a. "The U.S. Retirement Market, 2007," *Investment Company Institute Fundamentals* 17, no. 3 (July). Available at www.ici.org/pdf/fm-v17n3.pdf.
- Brady, Peter, and Sarah Holden. 2008b. "Appendix: Additional Data on the U.S. Retirement Market," *Investment Company Institute Fundamentals* 17, no. 3A (July). Available at www.ici.org/pdf/fm-v17n3_appendix.pdf.
- Cerulli Associates. 2007. "Retirement Markets 2007," *Cerulli Quantitative Update*, Boston, MA: Cerulli Associates, Inc.
- Coates, John C., IV, and R. Glenn Hubbard. 2006. "Competition and Shareholder Fees in the Mutual Fund Industry: Evidence and Implications for Policy," *AEI Working Paper*, no. 127 (June).
- Collins, Sean. 2005. "Are S&P 500 Index Mutual Funds Commodities?" *Investment Company Institute Perspective* 11, no. 3 (August). Available at www.ici.org/pdf/per11-03.pdf.
- Deloitte Consulting, LLP, International Foundation, and the International Society of Certified Employee Benefit Specialists. 2008. *Annual 401(k) Benchmarking Survey 2008 Edition*. New York, NY: Deloitte Consulting, LLP.
- Hewitt Associates. 2006. *How Well Are Employees Saving and Investing in 401(k) Plans: 2006 Hewitt Universe Results*. Lincolnshire, IL: Hewitt Associates, LLC.
- Hewitt Associates. 2007. *Trends and Experiences in 401(k) Plans, 2007*. Lincolnshire, IL: Hewitt Associates, LLC.
- Holden, Sarah, Peter Brady, and Michael Hadley. 2006. "401(k) Plans: A 25-Year Retrospective," *Investment Company Institute Perspective* 12, no. 2 (November). Available at www.ici.org/pdf/per12-02.pdf.
- Holden, Sarah, Jack VanDerhei, Luis Alonso, and Craig Copeland. 2007. "401(k) Plan Asset Allocation, Account Balances, and Loan Activity in 2006," *Investment Company Institute Perspective* 13, no. 1, and EBRI Issue Brief, no. 308 (August). Available at www.ici.org/pdf/per13-01.pdf.
- Investment Company Institute. 2004. "The Cost of Buying and Owning Mutual Funds," *Investment Company Institute Fundamentals* 13, no. 1 (February). Available at www.ici.org/pdf/fm-v13n1.pdf.
- Investment Company Institute. 2005a. "How Mutual Funds Use 12b-1 Fees," *Investment Company Institute Fundamentals* 14, no. 2 (February). Available at www.ici.org/pdf/fm-v14n2.pdf.
- Investment Company Institute. 2005b. "Fees and Expenses of Mutual Funds, 2004," *Investment Company Institute Fundamentals* 14, no. 6 (October). Available at www.ici.org/pdf/fm-v14n6.pdf.
- Investment Company Institute. 2006. *Understanding Investor Preferences for Mutual Fund Information*. Washington, DC: Investment Company Institute. Available at www.ici.org/pdf/rpt_o6_inv_prefs_full.pdf.
- Investment Company Institute. 2008. *2008 Investment Company Fact Book, 48th Edition*. Washington, DC: Investment Company Institute. Available at www.icifactbook.org.
- Leonard-Chambers, Victoria, and Michael Bogdan. 2007. "Why Do Mutual Fund Investors Use Professional Financial Advisers?" *Investment Company Institute Fundamentals* 16, no. 1 (April). Available at www.ici.org/pdf/fm-v15n1.pdf.
- Profit Sharing/401(k) Council of America. 2008. *51st Annual Survey of Profit Sharing and 401(k) Plans Reflecting 2007 Plan Experience*. Chicago, IL: Profit Sharing/401(k) Council of America.
- Reid, Brian. 2006. "Competition in the Mutual Fund Business," *Investment Company Institute Research Commentary* (January). Available at www.ici.org/pdf/rc_competition.pdf.
- Reid, Brian, and Kimberlee Millar. 2004. "Mutual Funds and Portfolio Turnover," *Investment Company Institute Research Commentary* (November). Available at www.ici.org/pdf/rc_v1n2.pdf.
- Reid, Brian K., and John D. Rea. 2003. "Mutual Fund Distribution Channels and Distribution Costs," *Investment Company Institute Perspective* 9, no. 3 (July). Available at www.ici.org/pdf/per09-03.pdf.
- Schrass, Daniel. 2008. "Ownership of Mutual Funds Through Professional Financial Advisers, 2007," *Investment Company Institute Fundamentals* 17, no. 4 (September). Available at www.ici.org/pdf/fm-v17n4.pdf.
- Stevens, Paul Schott. 2006. "The Success of America's Mutual Fund Marketplace: Benefiting Fund Investors," Presentation at AEI/Brookings Forum, Washington, DC (March 16). Available at www.ici.org/statements/remarks/o6_aei_stevens_remarks.html.
- U.S. Department of Labor, Employee Benefits Security Administration. 2008. *Private Pension Plan Bulletin Historical Tables*. Washington, DC: U.S. Department of Labor (February).
- U.S. Department of Labor, Employee Benefits Security Administration. 2008. *Private Pension Plan Bulletin Abstract of 2005, Form 5500 Annual Reports*. Washington, DC: U.S. Department of Labor (February).
- U.S. Department of Labor, Employee Benefits Security Administration. 2005. PRELIMINARY: *Private Pension Plan Bulletin, Abstract of 2000, Form 5500 Annual Reports*. Washington, DC: U.S. Department of Labor (July).
- U.S. Department of Labor, Pension and Welfare Benefits Administration (now Employee Benefits Security Administration). 2004. *Private Pension Plan Bulletin, Abstract of 1999, Form 5500 Annual Reports*, no. 12 (Summer). Washington, DC: U.S. Department of Labor.
- U.S. Department of Labor, Pension and Welfare Benefits Administration (now Employee Benefits Security Administration). 1999. *Private Pension Plan Bulletin, Abstract of 1995, Form 5500 Annual Reports*, no. 8 (Spring). Washington, DC: U.S. Department of Labor.

- U.S. Department of Labor, Pension and Welfare Benefits Administration (now Employee Benefits Security Administration). 1993. *Private Pension Plan Bulletin, Abstract of 1990, Form 5500 Annual Reports*, no. 2 (Summer). Washington, DC: U.S. Department of Labor.
- U.S. Department of Labor, Employee Benefits Security Administration. "ABC Plan 401(k) Fee Disclosure Form for Services Provided by XYZ Company," available at www.dol.gov/ebsa/pdf/401kfefm.pdf (accessed November 13, 2008).
- U.S. Department of Labor, Employee Benefits Security Administration. "A Look at 401(k) Plan Fees," available at www.dol.gov/ebsa/publications/401k_employee.html (accessed November 13, 2008).
- U.S. Department of Labor, Employee Benefits Security Administration. "Selecting and Monitoring Pension Consultants—Tips for Plan Fiduciaries," available at www.dol.gov/ebsa/newsroom/fs053105.html (accessed November 13, 2008).
- U.S. Department of Labor, Employee Benefits Security Administration. "Tips for Selecting and Monitoring Service Providers for Your Employee Benefit Plan," available at www.dol.gov/ebsa/newsroom/fs052505.html (accessed November 13, 2008).
- U.S. Department of Labor, Employee Benefits Security Administration. "Understanding Retirement Plan Fees and Expenses," available at www.dol.gov/ebsa/publications/undrstndgrtrmnt.html (accessed November 13, 2008).
- U.S. Government Accountability Office. 2006. "Private Pensions: Changes Needed to Provide 401(k) Plan Participants and the Department of Labor Better Information on Fees," *GAO Report*, no. 07-21 (November), Washington, DC: U.S. Government Accountability Office.
- U.S. Securities and Exchange Commission. "Calculating Mutual Fund Fees and Expenses," available at www.sec.gov/investor/tools/mfcc/mfcc-int.htm (accessed November 13, 2008).
- U.S. Securities and Exchange Commission. "Mutual Fund Fees and Expenses," available at www.sec.gov/answers/mffees.htm (accessed November 13, 2008).

APPENDIX

FIGURE A1

401(k) MUTUAL FUND ASSETS BY SHARE CLASS

Percentage of assets,¹ 1996, 2006, and 2007

Stock mutual funds			
	1996	2006	2007
Load	47	27	27
Front load ²	43	21	19
Back-end load ³	3	1	1
Level load ⁴	1	1	1
Retirement shares	(*)	5	6
Other load ⁵	(*)	(*)	(*)
No-load⁶	53	73	73
Institutional	8	14	14
Retail	43	52	51
Retirement shares	2	7	9
Total	100	100	100
Bond mutual funds			
	1996	2006	2007
Load	36	18	19
Front load ²	27	13	12
Back-end load ³	6	1	1
Level load ⁴	1	1	1
Retirement shares	(*)	3	5
Other load ⁵	2	(*)	(*)
No-load⁶	64	82	81
Institutional	18	50	51
Retail	45	30	28
Retirement shares	1	1	2
Total	100	100	100
Money market mutual funds			
	1996	2006	2007
Load	1	5	4
Front load ²	(*)	(*)	(*)
Back-end load ³	(*)	(*)	(*)
Level load ⁴	(*)	2	1
Retirement shares	(*)	2	2
Other load ⁵	(*)	(*)	(*)
No-load⁶	99	95	96
Institutional	45	54	55
Retail	51	40	39
Retirement shares	3	2	2
Total	100	100	100

¹ Components may not add to the total because of rounding.

² Front load > 1 percent. Primarily includes A shares; includes assets where front loads are waived.

³ Front load = 0 percent, CDSL > 2 percent. Primarily includes B shares.

⁴ Front load ≤ 1 percent, CDSL ≤ 2 percent, and 12b-1 > 0.25 percent. Primarily includes C shares; excludes institutional share classes.

⁵ All other load share classes not classified as front load, back-end load, level load, or load retirement shares.

⁶ Front load = 0 percent, CDSL = 0 percent, and 12b-1 ≤ 0.25 percent.

(*) = less than 0.5 percent

Note: Figures exclude mutual funds available as investment choices in variable annuities and tax-exempt mutual funds.

Sources: Investment Company Institute; Lipper; Value Line Publishing, Inc.; CDA/Wiesenberger Investment Companies Service; © CRSP University of Chicago, used with permission, all rights reserved (312.263.6400/www.crsp.com); Primary Datasource; and Strategic Insight Simfund

FIGURE A2

401(k) MUTUAL FUND ASSETS BY INVESTMENT OBJECTIVE AND TOTAL EXPENSE RATIO*Percentage of assets,¹ 2007*

	Total Expense Ratio ²			
	<0.50	0.50 to <1.00	1.00 to <1.50	≥1.50
Total	29	53	16	3
Stock mutual funds	23	56	17	3
Domestic stock	29	54	14	3
Foreign stock	5	59	31	5
Hybrid	24	65	9	2
Bond mutual funds	51	42	6	1
High yield and world bond	4	70	22	4
Other bond	56	39	4	1
Money market mutual funds	78	17	4	(*)

¹Rows may not add to 100 percent because of rounding.²The total expense ratio, which is reported as a percentage of fund assets, includes fund operating expenses and 12b-1 fees.

(*) = less than 0.5 percent

Note: Figures exclude mutual funds available as investment choices in variable annuities and tax-exempt mutual funds.

Sources: Investment Company Institute and Lipper

FIGURE A3

401(k) MUTUAL FUND INVESTORS TEND TO PAY LOWER-THAN-AVERAGE 12b-1 FEES

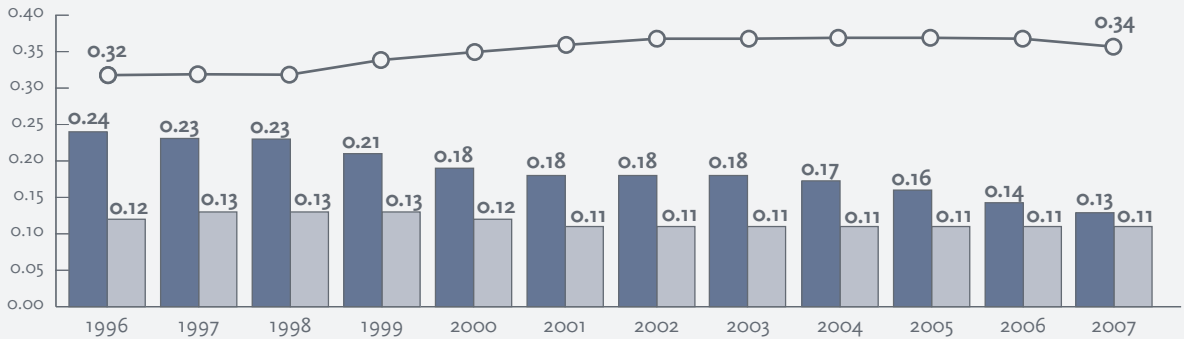
Percent, 1996–2007

- Industry average 12b-1 ratio¹
- 401(k) average 12b-1 ratio²
- Industry simple average 12b-1 ratio

STOCK MUTUAL FUNDS



BOND MUTUAL FUNDS



MONEY MARKET MUTUAL FUNDS



¹The industry average 12b-1 ratio is measured as an asset-weighted average.

²The 401(k) average 12b-1 ratio is measured as a 401(k) asset-weighted average.

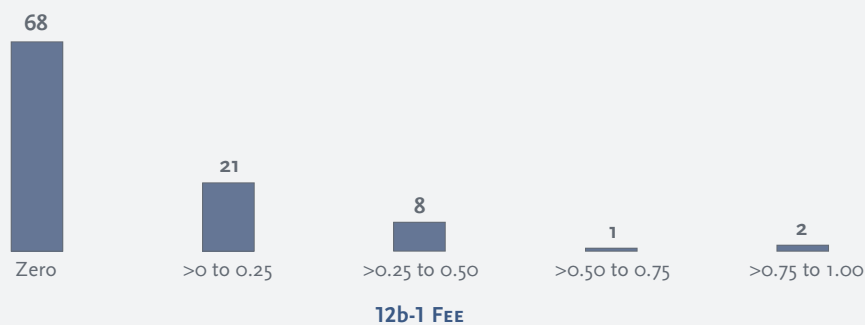
Note: Figures exclude mutual funds available as investment choices in variable annuities and tax-exempt mutual funds. Figures include mutual funds without 12b-1 fees.

Sources: Investment Company Institute; Lipper; Value Line Publishing, Inc.; CDA/Wiesenberger Investment Companies Service; © CRSP University of Chicago, used with permission, all rights reserved (312.263.6400/www.crsp.com); Primary Datasource; and Strategic Insight Simfund

FIGURE A4

401(k) STOCK MUTUAL FUND ASSETS BY 12b-1 FEE

Percentage of 401(k) stock mutual fund assets, 2007



Note: Figures exclude mutual funds available as investment choices in variable annuities.

Sources: Investment Company Institute and Lipper

FIGURE A5

401(k) MUTUAL FUND ASSETS BY INVESTMENT OBJECTIVE AND 12b-1 FEE

Percentage of assets,¹ 2007

	12b-1 fee				
	Zero	>0 to 0.25	>0.25 to 0.50	>0.50 to 0.75	>0.75 to 1.00
Total	69	21	7	1	2
Stock mutual funds	68	21	8	1	2
Domestic stock	70	19	8	1	2
Foreign stock	59	29	9	2	1
Hybrid	74	16	7	2	2
Bond mutual funds	65	28	4	1	1
High yield and world bond	58	27	9	2	4
Other bond	66	28	4	1	1
Money market mutual funds	84	11	2	2	(*)

¹Rows may not add to 100 percent because of rounding.

(*) = less than 0.5 percent

Note: Figures exclude mutual funds available as investment choices in variable annuities and tax-exempt mutual funds.

Sources: Investment Company Institute and Lipper

The ICI Research Department maintains a comprehensive program of research and statistical data collections on investment companies and their shareholders. The Research staff collects and disseminates industry statistics, and conducts research studies relating to issues of public policy, economic and market developments, and shareholder demographics.

For a current list of ICI research and statistics, visit the Institute's public website at www.ici.org/stats/index.html. For more information on this issue of Fundamentals, contact ICI's Research Department at 202/326-5913.

Copyright © 2008 by the Investment Company Institute

The Investment Company Institute (ICI) is the national association of U.S. investment companies. ICI seeks to encourage adherence to high ethical standards, promote public understanding, and otherwise advance the interests of funds, their shareholders, directors, and advisers.